Ordering Just Got Easier!
Introducing the G. Pucci B2B Portal

At G. Pucci and Sons, we are always looking for ways to help you spend less time on paperwork and more time helping your customers.

We are excited to announce that we have officially moved our wholesale ordering to NuOrder. This new digital portal gives you 24/7 access to our inventory, real-time pricing, and visual product catalogs for reference.

Why use the new portal?

Live Inventory: See exactly what's in stock before you place your order.

Visual Ordering: High-res photos of all terminal tackle and P-Line products.

Order History: Access your past invoices and tracking numbers in one click.

Mobile Friendly: Place orders from your phone right from the shop floor.

We know you're familiar with the ***G. Pucci Order Writer*** to place orders.

To help transition from the ***G. Pucci Order Writer*** to NuOrder, we've developed an updated version of the order writer with a NuOrder Import Tab, next to the Dealer Order Form tab. Just enter your information in the ***G. Pucci Order Writer,*** and the information will automatically be entered into the NuOrder Import tab.

Just follow the step by step instructions that follow to get from this:

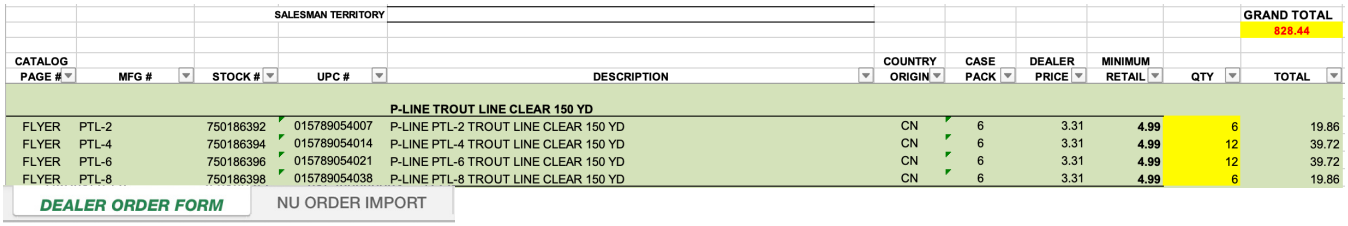

			SALESMAN TERRITORY								GRAND TOTAL	
											828.44	
CATALOG PAGE #	MFG #	STOCK #	UPC #	DESCRIPTION	COUNTRY ORIGIN	CASE PACK	DEALER PRICE	MINIMUM RETAIL	QTY	TOTAL		
				P-LINE TROUT LINE CLEAR 150 YD								
FLYER	PTL-2	750186392	015789054007	P-LINE PTL-2 TROUT LINE CLEAR 150 YD	CN	6	3.31	4.99	6	19.86		
FLYER	PTL-4	750186394	015789054014	P-LINE PTL-4 TROUT LINE CLEAR 150 YD	CN	6	3.31	4.99	12	39.72		
FLYER	PTL-6	750186396	015789054021	P-LINE PTL-6 TROUT LINE CLEAR 150 YD	CN	6	3.31	4.99	12	39.72		
FLYER	PTL-8	750186398	015789054038	P-LINE PTL-8 TROUT LINE CLEAR 150 YD	CN	6	3.31	4.99	6	19.86		

DEALER ORDER FORM | NU ORDER IMPORT

to this:

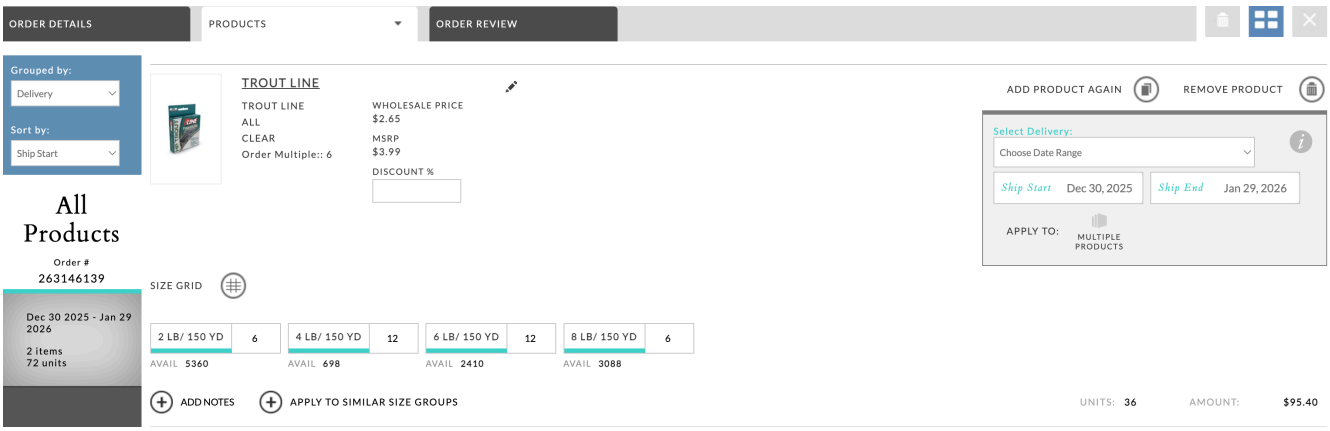

Using the Updated G. Pucci Order Writer to Get Started!

Order Entry:

1. Inside the G. Pucci Excel Order Writer, on the Dealer Order From tab, add the quantities of the desired product inside the yellow fields.
2. As you are doing this, the corresponding fields will be populating on the secondary Nu Order Import tab that is properly formatted for import into NuOrder.

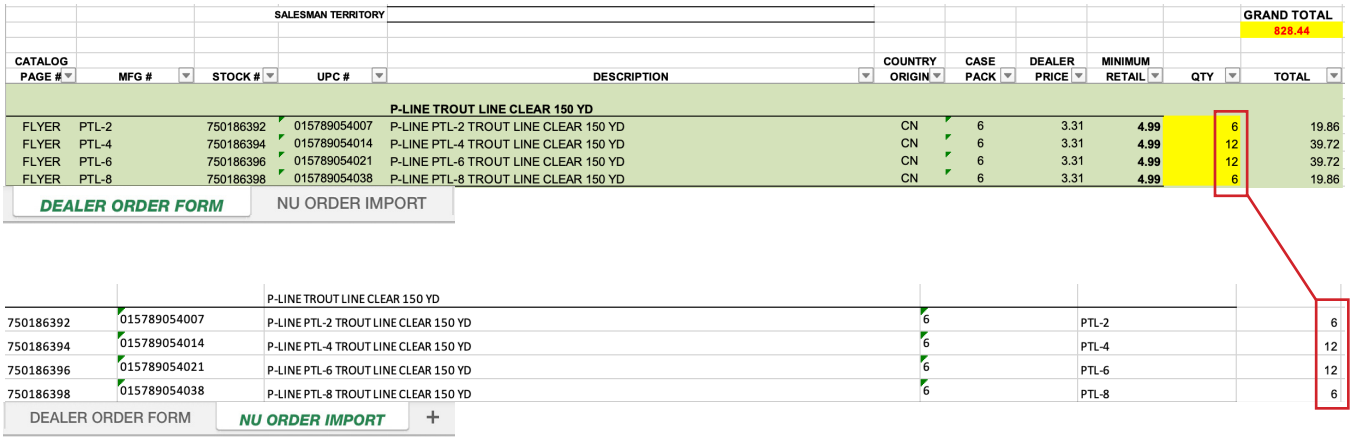

			SALESMAN TERRITORY								GRAND TOTAL	
											828.44	
CATALOG PAGE #	MFG #	STOCK #	UPC #	DESCRIPTION	COUNTRY ORIGIN	CASE PACK	DEALER PRICE	MINIMUM RETAIL	QTY	TOTAL		
				P-LINE TROUT LINE CLEAR 150 YD								
FLYER	PTL-2	750186392	015789054007	P-LINE PTL-2 TROUT LINE CLEAR 150 YD	CN	6	3.31	4.99	6	19.86		
FLYER	PTL-4	750186394	015789054014	P-LINE PTL-4 TROUT LINE CLEAR 150 YD	CN	6	3.31	4.99	12	39.72		
FLYER	PTL-6	750186396	015789054021	P-LINE PTL-6 TROUT LINE CLEAR 150 YD	CN	6	3.31	4.99	12	39.72		
FLYER	PTL-8	750186398	015789054038	P-LINE PTL-8 TROUT LINE CLEAR 150 YD	CN	6	3.31	4.99	6	19.86		

DEALER ORDER FORM | NU ORDER IMPORT

		P-LINE TROUT LINE CLEAR 150 YD			
750186392	015789054007	P-LINE PTL-2 TROUT LINE CLEAR 150 YD	6	PTL-2	6
750186394	015789054014	P-LINE PTL-4 TROUT LINE CLEAR 150 YD	6	PTL-4	12
750186396	015789054021	P-LINE PTL-6 TROUT LINE CLEAR 150 YD	6	PTL-6	12
750186398	015789054038	P-LINE PTL-8 TROUT LINE CLEAR 150 YD	6	PTL-8	6

DEALER ORDER FORM | NU ORDER IMPORT | +

Order Export:

3. When you have finished entering your order, move to the NuOrder import tab to confirm that your quantities have populated. If everything looks correct, right-click with your mouse on the Nu Order Import tab on the Mac or on the PC, or or control-click if you have a one button mouse, and it will create a pop-up menu. Select Move or Copy.

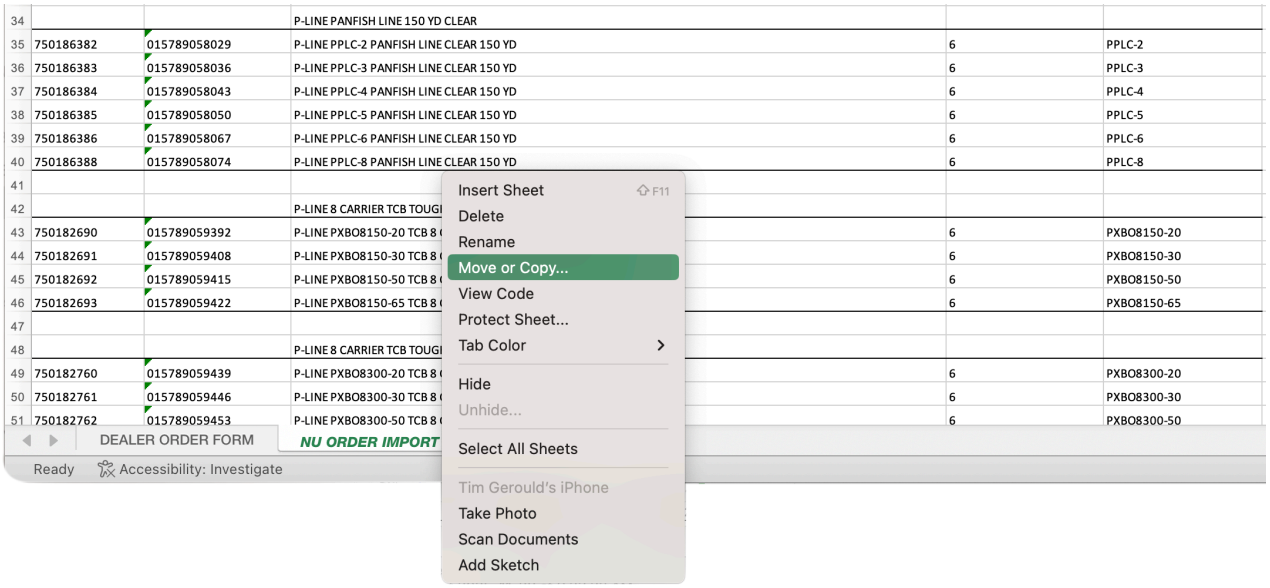

34			P-LINE PANFISH LINE 150 YD CLEAR		
35	750186382	015789058029	P-LINE PPLC-2 PANFISH LINE CLEAR 150 YD	6	PPLC-2
36	750186383	015789058036	P-LINE PPLC-3 PANFISH LINE CLEAR 150 YD	6	PPLC-3
37	750186384	015789058043	P-LINE PPLC-4 PANFISH LINE CLEAR 150 YD	6	PPLC-4
38	750186385	015789058050	P-LINE PPLC-5 PANFISH LINE CLEAR 150 YD	6	PPLC-5
39	750186386	015789058067	P-LINE PPLC-6 PANFISH LINE CLEAR 150 YD	6	PPLC-6
40	750186388	015789058074	P-LINE PPLC-8 PANFISH LINE CLEAR 150 YD	6	PPLC-8
41					
42			P-LINE 8 CARRIER TCB TOUGI		
43	750182690	015789059392	P-LINE PXBO8150-20 TCB 8 (	6	PXBO8150-20
44	750182691	015789059408	P-LINE PXBO8150-30 TCB 8 (	6	PXBO8150-30
45	750182692	015789059415	P-LINE PXBO8150-50 TCB 8 (	6	PXBO8150-50
46	750182693	015789059422	P-LINE PXBO8150-65 TCB 8 (	6	PXBO8150-65
47					
48			P-LINE 8 CARRIER TCB TOUGI		
49	750182760	015789059439	P-LINE PXBO8300-20 TCB 8 (	6	PXBO8300-20
50	750182761	015789059446	P-LINE PXBO8300-30 TCB 8 (	6	PXBO8300-30
51	750182762	015789059453	P-LINE PXBO8300-50 TCB 8 (	6	PXBO8300-50

DEALER ORDER FORM | NU ORDER IMPORT

Ready | Accessibility: Investigate

Insert Sheet ⇧F11
Delete
Rename
Move or Copy...
View Code
Protect Sheet...
Tab Color
Hide
Unhide...
Select All Sheets
Tim Gerould's iPhone
Take Photo
Scan Documents
Add Sketch

4. This will create a pop-up window. Inside this dialogue box there is a drop-down menu. From the drop-down menu select (new book) and at the bottom select “Create a copy”. This will create a new document for your order. You can then save this document with a name that corresponds to your order. You have now created an importable file for NuOrder.

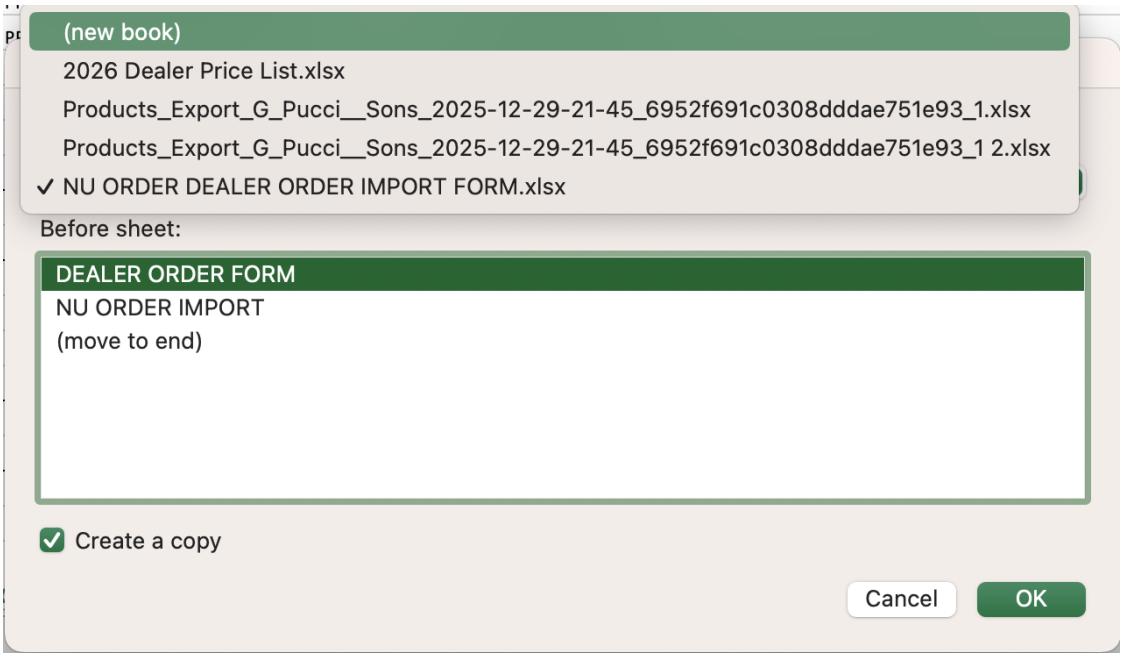

Order Import:

5. To import this file into NuOrder, go to the NuOrder Product dashboard and select Brand Portal icon and then select the shopping cart icon in the upper right. This will bring you to your shopping cart, which should be empty. Make sure there are no products residing in your shopping cart from previous incomplete orders.



6. In the lower left, select the import button. This will bring you to the upload window.

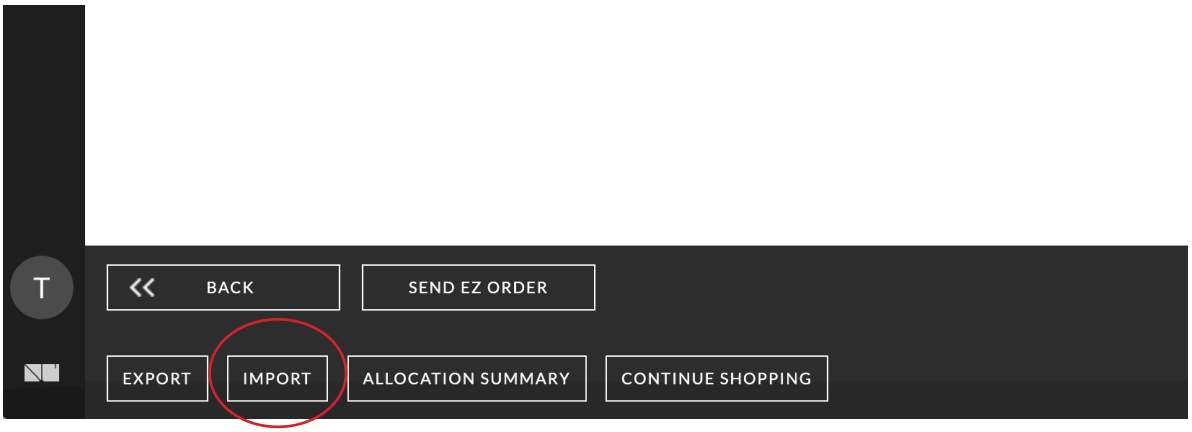

6. Inside this window. You can either drag and drop your file onto the " Drag File Here" upload area or you can click inside the upload square and navigate your computer to access the file.

   When you do this, your order will begin to load. When your order is finished loading, it will tell you how many products or items it has found. Click on the "Back to Order" button on the bottom, right of this window this will take you to your populated order inside NuOrder

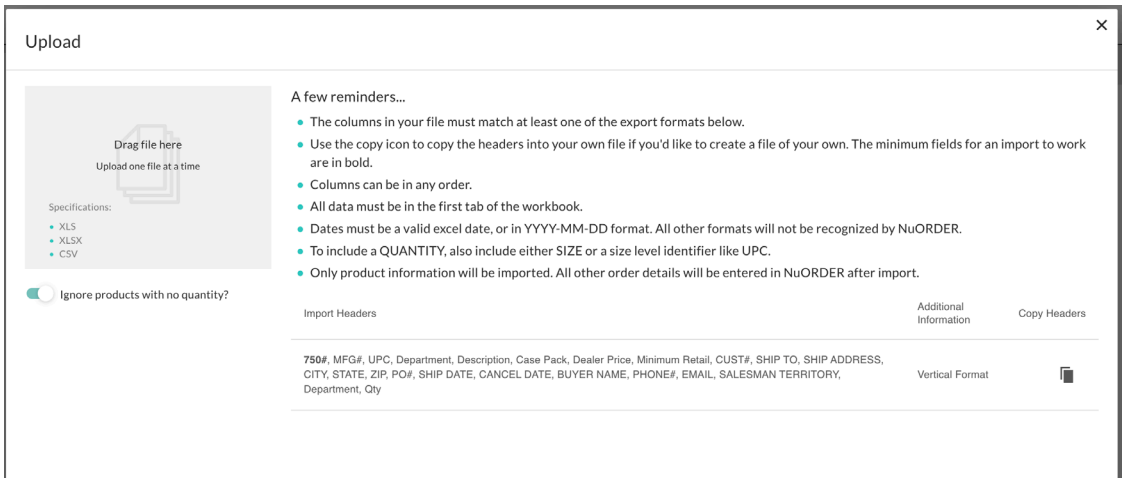

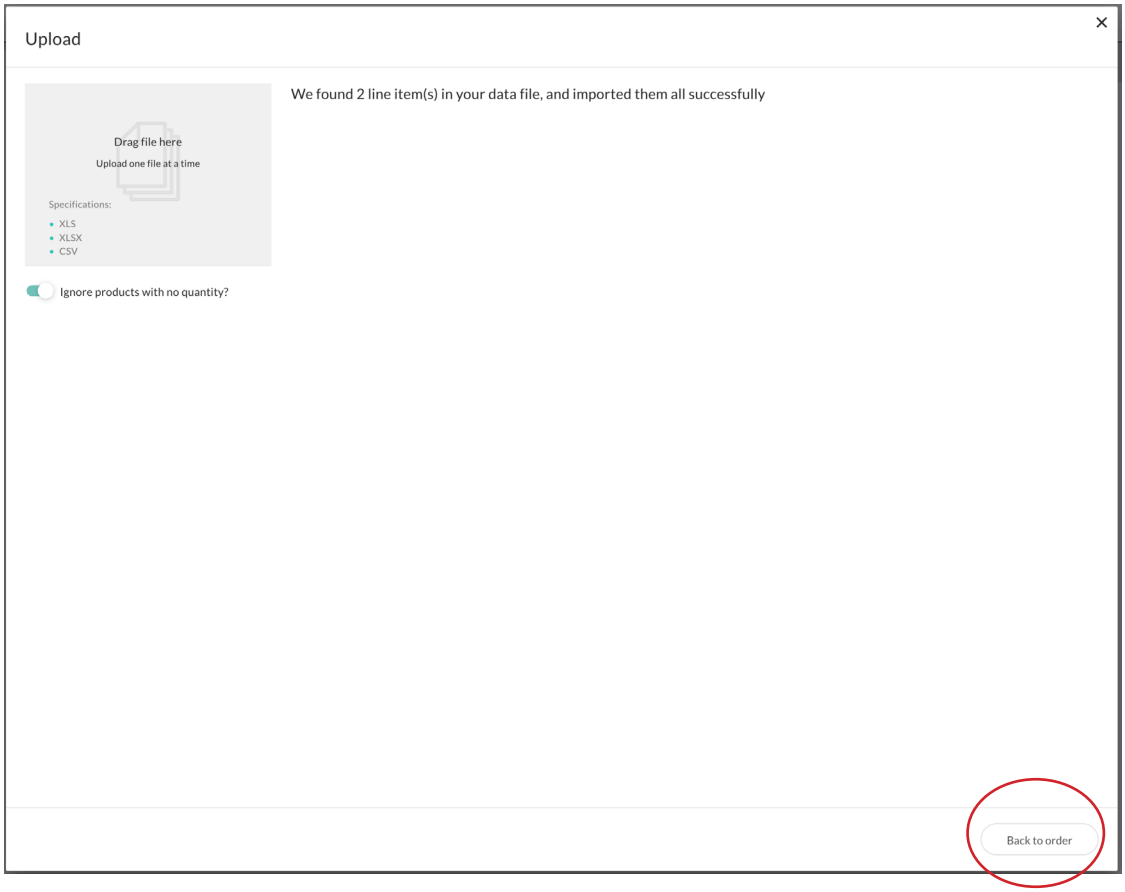

Order Review:

7. From here you can review your quantities to make sure that they conform with the Order Multiples for each product. You can then select the Order Review tab in the upper center of the window to more thoroughly review your order prior to submitting, or continue shopping.

